FALL CHECKLIST
for Florida Homeowners



1 Clean out gutters.

Falling leaves can clog the gutters, making them less useful. If you have a lot of trees around your house, install gutter guards to prevent leaves from falling in the first place.

2 Clean and replace filters in your heating system.

This is useful when avoiding carbon monoxide poisoning.

3 Check your attic to make sure insulation is installed properly.

Make sure the vapor barrier on insulation is face down toward the living space. If it is installed incorrectly (with the vapor barrier facing up) then the insulation will trap moisture causing possible water problems. Cut slits in the vapor barrier to allow moisture to escape.

4 Seal up any cracks around doors and windows.

Any cracks will release heat, making it more expensive to warm your home. Seal up cracks with caulk and weather stripping to save money on your electric bill.

5 Replace outside bulbs with energy saving bulbs.

Because there is less daylight in the fall and winter, your outside lights will be on longer. Buying energy saving bulbs will save you money on your electric bill.

6 Get your heating system checked.

Call a heating professional to give your system a check-up and ensure it will continue to work throughout the colder months.

7 Reverse your ceiling fans.

If your fans have a reverse switch, use it to run the blades in a clockwise direction, which will push warm air down into the room. This will make heating your home more efficient and will save you money on your energy bill.



8 Check your roof.

Replace any broken or cracked shingles to prevent leaks into your home from winter storms.

9 Divert water from gutters.

Add extensions to your storm drains to carry water 3-4 feet away from your home to prevent damage to the foundation.





10 Mow dead leaves.

Instead of raking up leaves out of your yard, mow over them when mowing your lawn. This will chop them up into pieces which will fall between the blades of grass, nourishing your grass over the winter months, keeping it healthier and preventing it from dying.

11 Inspect your dryer vent.

12 Review your home insurance policy.

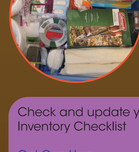

13 Check your Disaster Supply Kit.

If you don't have one, put one together. Click To Find Out How.

14 Check and update your Home Inventory Checklist

Get One Here.

Brought to you by: Southern Oak Insurance Company — Our Family Protecting Yours®